

Basic features

Application	Profibus
Approval/Conformity	CE cULus WEEE

Electrical connection

Bending radius min., fixed cable	7.5 x D
Bending radius min., flexible cable	10 x D
Cable	PUR Shielded violet, 5 m, drag chain compatible
Cable diameter D	7.80 mm ±0.20 mm
Cable, bending cycles min.	5 mil.
Conductor cross-section	24 AWG
Connection 1	M12x1-Female, straight, 5-pin, B-coded
Connection 2	M12x1-Male, straight, 2-pin, B-coded
Number of conductors	2
System	Molded/Molded

Electrical data

Isolation resistance	≥ 1 GOhm x km
Operating voltage Ub	60 VDC / 60 VAC
Rated current (40 °C)	4.0 A
Surge impedance	150 Ohm ±15 Ohm

Environmental conditions

Cable temperature, drag chain	-20...50 °C
Cable temperature, fixed routing	-40...70 °C
Cable temperature, flexible routing	-20...60 °C
IP rating	IP67/IP67

Material

Cable jacket material, note	Shielded
Cable jacket, material	PUR
Cable shield	Aluminum foil and copper braid
Material contact carrier	PUR/PUR
Material contacts	Bronze/Brass
Material cover nut	Brass nickel-plated/Brass nickel-plated
Material grip	PUR/PUR

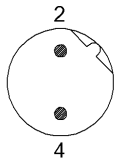
Mechanical data

Acceleration max., drag chain	10 m/s ²
Cable jacket, color	violet
Cable length L	5.00 m
Cable properties	drag chain compatible
Horizontal travel permitted, drag chain	5 m
Tightening torque pigtail	0.6 Nm/0.6 Nm
Traverse speed max., drag chain	330 m/min

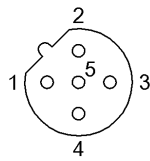
Remarks

Cable construction acc. to UL-AWM Style 20236
 Halogen-free
 Silicone-free
 Flame resistance acc. to FT1
 Enclosure rating per IEC 60529, only in screwed state with the associated mating piece.
 360° shield on cover nut

Connector Drawings

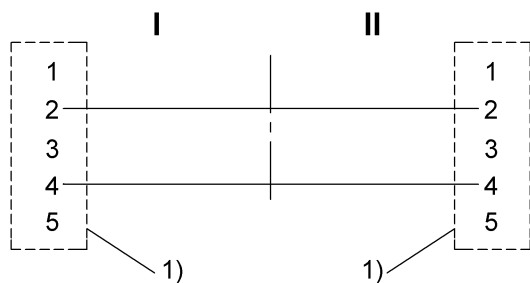


II
 PIN 2: green
 PIN 4: red



I
 PIN 1: not used
 PIN 2: green
 PIN 3: not used
 PIN 4: red
 PIN 5: not used

Wiring Diagrams



1) Shield on cover nut